

Baxter

TRAVELLING WITH PEACE OF MIND



Your Destination
for Travelling with
Peritoneal Dialysis

THIS BOOKLET COVERS:

- > THINGS TO KNOW
WHEN PLANNING A TRIP
- > INFORMATION REQUIREMENTS
- > TRAVELLING WITH A CYCLER
- > TRAVEL TIPS



2



If you are on peritoneal dialysis and want to visit a location other than your home, Baxter's dedicated travel coordinators can assist you with the information you need to know in order to make your travel plans.

If you are travelling to a destination supported by the Baxter Travel program, Baxter can arrange deliveries of your PD solutions once approved by your renal care team.



BEFORE MAKING ANY TRAVEL ARRANGEMENTS

- > Discuss your travel plans with your renal care team.
- > Obtain your doctor's approval to travel to your destination for a specific length of time.
- > Tell your Baxter travel coordinator [BTC] as soon as you are considering travelling.
- > Talk to your social worker about travel insurance that may be required for your trip.

3

WILL THERE BE ANY COSTS?

As with any travel, additional costs may often be incurred, which could include:

- > Freight and handling charges
- > Unexpected expenses such as storage and medical product disposal costs
- > Customs clearance and payment of any local duties or taxes on your PD fluids and consumables

HOW LONG CAN YOU STAY?

Discuss with your renal care team the length of your intended vacation. Depending on where you will be, Baxter may deliver a maximum of four [4] weeks' supply at a time, so if you are staying longer, you need to be prepared for multiple deliveries.

Discuss your travel plans with the Baxter Travel Team before you book your flight or confirm your reservation, as advance notice is required.

- > Provide sufficient notice to the BTC
 - Four weeks within Canada
 - Six weeks within U.S. and India
 - Minimum three months for international destinations
 - There are some locations that require four months' advance notice, so please advise your renal team as soon as you are considering international travel.
 - Confirm that your destination can receive and store your supplies prior to arrival.
- > Other international destinations require a minimum of three months' advance notice, so please advise your renal team as soon as you are considering travelling internationally.
- > Store in a proper manner [temperature and cleanliness of the storage room].
- > Take note of any special exceptions that you need to mention to your BTC when placing your travel order.



WHAT INFORMATION WILL YOUR BAXTER TRAVEL COORDINATOR NEED ?

Before proceeding with your arrangements, your BTC will arrange for the following documents to be signed:

- a. Declaration form
- b. Prescription form

Further documents may also be required depending on the destination you are travelling to, such as passports, affidavits, medical history reports, customs paperwork, etc.

ADDITIONAL INFORMATION REQUIRED :

- > Your arrival and return dates
- > The complete delivery addresses of where you are planning to stay
- > Contact names and telephone numbers for where you are planning to stay
- > The name on your reservation and your reservation or confirmation number
- > Your preferred delivery date
- > Any special instructions

GOING ON A CRUISE ? PLEASE LET YOUR BTC KNOW :

- | | | |
|-----------------------------|--------------------------------|---|
| > Your booking number | > Your preferred delivery date | > Shipping services / agent contact information |
| > Cruise line and ship name | > Any special instructions | > Return date |
| > Cabin number | > Port of departure | |
| > Sail date and time | | |



TRAVELLING WITH A HOMECHOICE CYCLER



- > HomeChoice cyclers can be easily transported, BUT always check with your airline for possible carry-on restrictions.

- > Some airlines should waive excess baggage costs if notified in advance of your medical condition.

- > Your BTC can provide you with a hard carrying case. Please talk to your renal team if you would like a travel case.

6

- > Advise the airline of the additional cycler hard case at the time of booking.

- > You may require transformers and power adapters for international destinations.

- > Cycler support is available only in Canada and the U.S. Twin Bag back-up is therefore recommended. The amount required will depend on the time required to arrange for an emergency order.

- > Within Canada and the U.S., a SWAP service is available through the Technical Assistance Representative line [TAR] at 1-800-553-6898.

TRAVELLING WITH AN AMIA AUTOMATED PD SYSTEM-CYCLER




If you are using an Amia cycler, there are additional considerations.

- > This type of cycler and the cassettes are only available in Canada and the U.S. Therefore, if you are travelling with your Amia cycler outside of these regions, there is no technical support available.
- > There are countries that carry spike solution bags that require an adapter in order to accommodate an AMIA cycler. Alternatively, you can use Twin Bag or HomeChoice for this travel.
- > Outside of Canada and the U.S., it is not possible to SWAP your cycler, so it is recommended to always ensure you have Twin Bag backup.
- > Depending on your destination, you may have to bring your AMIA cassettes with you.


PHYSICAL SPECIFICATIONS AND VOLTAGE



8

	HomeChoice Pro [without case]		HomeChoice Pro [with hard shell case]		HomeChoice Claria [without case]		HomeChoice Claria [with hard shell case]	
	Metric	U.S. Standard	Metric	U.S. Standard	Metric	U.S. Standard	Metric	U.S. Standard
Height:	17.8 cm	7.0 in.	24 cm	9.5 in.	19.4 cm	7.6 in.	29.7 cm	11.6 in.
Width:	49.5 cm	19.5 in.	69 cm	27.2 in.	46.7 cm	18.4 in.	69.0 cm	27.1 in.
Depth:	39.9 cm	15.7 in.	46 cm	18.1 in.	38.7 cm	15.2 in.	53.2 cm	20.9 in.
Weight:	12.3 kg	27.0 lb.	20.9 kg	45.6 lb.	13.5 kg	29.8 lb.	25 kg*	55 lb.*
Voltage:	104-126 VAC 220-240 VAC				110-127 VAC 220-240 VAC			
Adapter:	Required				Required			
Power transformer:	Required				Not required			



	Amia [without case]		Amia [with hard shell case]	
	Metric	U.S. Standard	Metric	U.S. Standard
Height:	18.3 cm	7.20 in.	24.3 cm	9.56 in.
Width:	38.0 cm	14.96 in.	55.4 cm	21.81 in.
Depth:	29.0 cm	11.42 in.	35.9 cm	14.13 in.
Weight:	8.2 kg	18.08 lb.	4.5 kg [case only] ~12.7 kg total	10 lb. [case only] ~28 lb. total
Voltage:	110-127 V 220-240 V			
Frequency	50/60 HZ			
Power required	720 VA			
Adapter:	Required			
Power transformer:	Not required			



IF YOU'RE PLANNING TO TRAVEL WITH YOUR CYCLER, MAKE SURE YOU HAVE THE REQUIRED POWER ADAPTER AND/OR TRANSFORMER DEPENDING ON YOUR SPECIFIC CYCLER.

EXAMPLES:

For illustrative purpose only. Your adapter or transformer may look different.



Power adapters



Transformer

WASTE DISPOSAL WHILE TRAVELLING

When you travel, waste disposal is your responsibility

- > Leftover solution in solution bags and effluent in drain bags and solution lines should be drained, then disposed of in accordance with local laws.
- > This typically means these products are thrown away with regular garbage.
- > Some areas are able to recycle materials; you should check recycling websites at your destination.

10





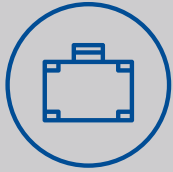
AT THE END OF YOUR TRIP, YOU MAY HAVE LEFTOVER PD SUPPLIES; YOU CAN EITHER TAKE THEM HOME WITH YOU OR DISPOSE OF THEM. BAXTER CANNOT ACCEPT RETURNS OF UNUSED SUPPLIES.

- > Unused disposable products like APD sets, caps, etc. should be disposed of in accordance with local laws, which usually means they are thrown away with regular garbage.
- > Unused solution bags should be drained first, then disposed of in accordance with local laws.
- > To drain, break the seal of the solution bag, uncap the connector, and place the bag in the sink, bathtub, or shower.
- > Alternatively, you may cut the bag and drain the solution.

TRAVEL TIPS

12

- > Make sure you phone your travel destinations to be sure your products have arrived before you leave for your trip.
- > Bring a list of hospital contact phone numbers and the number of your BTC.
- > Be advised that the product you receive at your travel destination may have different product code numbers on the box. Read the product description to be sure it is the correct product.
- > Not all supplies that you are accustomed to using are available everywhere, but the BTC will work with you and your renal care team to find a suitable substitute.
- > Please contact your dialysis centre for instructions. Be aware that some hotels or areas you visit may have special product disposal requirements.



CREATE A TRAVEL KIT TO CARRY ALL YOUR MEDICAL PERSONAL ITEMS AT ALL TIMES. SOME SUGGESTED ITEMS TO INCLUDE IN YOUR TRAVEL KIT ARE LISTED BELOW; HOWEVER, YOU MAY WANT TO ADD AS PER YOUR NEEDS:

- > **Tape**
- > **Masks**
- > **Cassettes**
- > **Bottle of handgel**
- > **Chlorhexidine swabs or swabsticks**
- > **An extra catheter stabilizer**
- > **Dressing**
- > **Minicaps**
- > **Clamps**
- > **Antibiotic cream**



USEFUL MEDICATION TIPS:

- > Carry a wallet-size list of medication.
- > Create a personalized medication record and carry it with you when travelling.
- > Keep a copy of this record in a place easily accessible and update as required.
- > Talk with your pharmacist or healthcare team to assist you in completing and reviewing the medication list.
- > The following websites carry helpful information about medication management:

<http://www.knowledgeisthebestmedicine.org/index.php/en/>

<https://www.catsa-acsta.gc.ca/en/splashify-splash>



GENERAL QUESTIONS:

What if I arrive at my travel destination and my supplies are not there?

- > For domestic travel within Canada: Call your Baxter Home Patient Representative (HPR) during business hours and for after hours-support for any emergency, call 1-866-968-7477.
- > Travel in the U.S.: Ask for “International Travel Desk” during business hours. After business hours, remain on the line for assistance at 1-800-284-4060.
- > International travel: Refer to contact information given by the BTC at time of travel order delivery confirmation.

I have already placed a travel order with Baxter and my plans have changed. What should I do?

- > Please contact your BTC.



BON VOYAGE... HAVE A SAFE TRIP!

For further information about travelling while on PD therapy, please visit the Kidney Campus website: kidneycampus.ca.

Amia - Intended for use

The Amia Automated PD System is intended for automatic control of dialysate solution exchanges in the treatment of adult renal failure patients undergoing PD.

All therapies using the Amia Automated PD System must be prescribed and performed under the responsibility of a physician who is familiar and well-informed about peritoneal dialysis.

HomeChoice - Intended for use

Baxter's HomeChoice, HomeChoice Pro, and HomeChoice Claria APD systems are intended for automatic control of dialysis solution exchanges in the treatment of pediatric and adult renal failure patients undergoing peritoneal dialysis.

For the safe and proper use of the device referenced within, refer to warnings, precautions and the complete instructions for use or the appropriate manual available.

Baxter

Baxter, Amia, HomeChoice Pro, and HomeChoice Claria are trademarks of Baxter International Inc.
Visit us at www.baxter.ca